



How to Connect with Priceline via Phone and Chat +1-855-777-4048

Priceline® Airways official customer service number is ( (+1-855-(777)- 4048)) , where you can speak directly to a live representative any time of the day. Whether you're facing flight issues, hotel changes, cancellations, or need help with a refund, this guide gives you all the ways to connect with Priceline® Airways quickly and easily.

1. Call Priceline® Airways Customer Service Directly

The fastest method is calling ( (+1-855-(777)- 4048)) . A live person can help with bookings, changes, cancellations, and more.

2. Use Priceline® Airways Live Chat

Log in to your account and use Priceline® Airways live chat for fast digital assistance.

3. Email Priceline® Airways Support

Submit your issue via the Help Center contact form. Responses usually arrive within 24–48 hours.

4. Use Priceline® Airways Mobile App

Go to the support section in the app to view trips and reach out to an agent.


5. Priceline® Airways Help Center

Visit Priceline® Airways Help Center to find articles, FAQs, and live chat options.

6. My Trips – Self-Service Portal

Use the “My Trips” section to cancel, modify, or view trip details without needing to call.


7. flight Changes & Refunds

Facing flight disruptions? Contact an Priceline® Airways agent at ( (+1-855-(777)- 4048)) to request rebooking or refunds.

8. Hotel Reservation Issues

Use the app or website support section—or call—to handle hotel-related concerns or disputes.

9. Car Rentals and Package Bookings

Support for combined packages and rentals is available through the main line at ( (+1-855-(777)- 4048)) .


10. International Customer Support((+1-855-(777)- 4048)) .

Priceline® Airways also offers support lines for global users—check their website for your region.


11. Virtual Chatbot

For common issues, Priceline® Airways virtual assistant can help instantly without waiting.

12. Best Times to Call

Avoid peak call hours (12pm–4pm). Early mornings get the fastest support when calling ( (+1-855-(777)- 4048)) .

Conclusion:

Whether it's a booking, refund, or flight issue, Priceline® Airways support team is reachable 24/7 at ( (+1-855-(777)- 4048)) . Bookmark this page for the fastest solutions to your travel problems.

When you need help from Priceline, 1-855-777-40.48 OR 1-855-777-40.48 knowing the right way to reach their customer service can save you time and stress. As a frequent Priceline traveler, I've explored every available channel—phone, chat, email, and more—to resolve booking issues, get flight updates, and manage travel plans. Below is a complete, user-focused guide on 12 ways to connect with Priceline customer service, including the exclusive number: 1-855-777-40.48 OR 1-855-777-40.48' [OTA].

Call Priceline Directly (24/ Hotline)

The most direct and often the fastest way to get help is by calling Priceline's main customer service line. As a user, I always keep this number handy for urgent issues like flight changes or cancellations. Priceline's support is available 24/, so

you can call anytime, even in the middle of the night.

Priceline Customer Service Number: 1-855-777-40.48 OR 1-855-777-40.48' [OTA]

What you need: Have your booking reference, SkyMiles number, and travel details ready for faster service.

When to use: Urgent booking changes, cancellations, flight delays, or immediate travel needs.

Use the Priceline Live Chat Feature

If you prefer not to wait on hold, Priceline's live chat is a fantastic option. I've used this for quick questions about baggage allowance or seat selection.

How to access: 1-855-777-40.48 OR 1-855-777-40.48' [OTA] Go to Priceline's official website or open the Fly Priceline app, navigate to the "Help" or "Contact Us" section, and start a chat session.

Best for: Quick questions, minor booking adjustments, and when you can't make a call.

Email Priceline Customer Support

For non-urgent concerns or when you need to send documents (like refund requests or medical certificates), email is ideal.

How to use: Fill out the contact form on Priceline's website or email through their official support address.

Response time: Usually within a few business days.

Best for: Detailed inquiries, complaints, or documentation-heavy requests.

Reach Out via Social Media

Priceline is active on platforms like Twitter and Facebook. I've found that sending a direct message often gets a quick response, especially for public complaints or quick clarifications.

Where to message: Twitter (@Priceline), Facebook Messenger.

Best for: Non-urgent issues, sharing feedback, or getting updates on widespread disruptions.

. Visit a Priceline Customer Service Desk at the Airport

If you're already at the airport and need immediate assistance—like rebooking after a cancellation—visit the Priceline service desk.

Where to find: At all major airports, near check-in or boarding gates.

Best for: Last-minute changes, baggage issues, or special travel needs.

. Use the Priceline Mobile App

The Fly Priceline app isn't just for checking in. You can manage bookings, chat with support, and even request callbacks.

How to use: Download the app, log in, and access the "Help" section.

Best for: On-the-go support, managing reservations, and receiving real-time notifications.

. Contact Priceline via WhatsApp (If Available)

Some regions offer WhatsApp support for Priceline. I've used this for quick, text-based support when traveling internationally.

How to access: Check the Priceline website for the latest WhatsApp contact details.

Best for: Quick queries when you have limited phone access.

. Use Priceline's Automated Phone System

If you don't need a live agent, Priceline's automated system can help you check flight status, baggage info, or basic booking details.

How to use: Call 1-855-777-40.48 OR 1-855-777-40.48' [OTA] and follow the voice prompts.

Best for: Flight status, automated check-in, or simple information requests.

.Request a Callback from Priceline

Don't want to wait on hold? Use the callback feature on Priceline's website or app.

How to use: Enter your phone number and issue; Priceline will call you back when an agent is available.

Best for: Busy travelers who don't want to wait on hold.

. Reach Out via Priceline's International Support Numbers

Traveling abroad? Priceline has dedicated numbers for different countries. Always check the official website for the correct number in your region.

How to use: Visit Priceline's "Contact Us" page, select your country, and dial the listed number.

Best for: International travel support, local language assistance.

Utilize Priceline's Accessibility Support

If you need special assistance due to a disability or medical condition, Priceline offers dedicated support lines and services.

How to access: Call the accessibility support number or request help via the Priceline website.

Best for: Wheelchair requests, medical accommodations, or traveling with service animals.

Visit Priceline's Official Website for FAQs and Self-Service

Many issues can be resolved without contacting an agent. The Priceline website offers comprehensive FAQs, booking management tools, and travel advisories.

How to access: Go to Priceline.com and navigate to the "Help Center."

Best for: Self-service bookings, policy information, and travel updates.